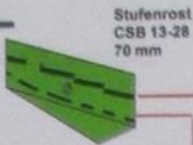


3: Sturzbunker  
4: Schubwagen




5: Stufenrost CSB 13-28



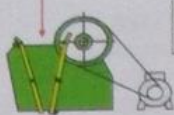
1: Brechergebäude komplett  
2: Zufahrt Sturzbunker (Stahltrasse)  
24: Steuerung Vorbrecheranlage

7: Siebmaschine Kleemann

Siebmaschine Kleemann VU1F1235 D = 22 mm



Nordberg VB 11.09 Aufgabe: ca. 70/600 Spalt: 150 mm (geschl.) Leistung: 280 t/h (aufgabebedingt)



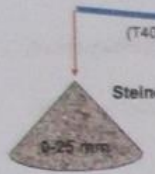
6: Backenbrecher VB1109

9: Vorsiebband T39  
10: Vorsiebband T40  
12: Versturzband T40A

(T39)

(T40)

(T40A)



11: T37 CVB 1540 Zuführband

14: T48 Reversierband

(T34)

(T37)

16: T47 Zuführband Pegson

(T48)

(T35)

(T34A)

17: T35 SM Abzugsband  
18: T34A Haldenband



8: B1 Becherförderer

15: T34 Versturzband schwenkbar

(T34)

(T37)

(T47)

(T46)

(T45)

(T45.1)

19: Bunker Pegson

(T46)

(T47)

(T46)

(T45)



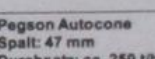
(T45.1)

(T45)

(T45.1)

(T45)

(T45.1)



25/26: Tunnelkonstruktion auf nächster Seite



27: Füllersilo  
29: T25 SM Zuführband



30: SM CVB 1540

Siebmaschine CVB 1540 # 1500 x 4000 x 2 OD = 80 mm Schutzdeck UD = 32 mm (UD = 45 mm)



28: T23 Rückführband

22: T45 Brecherabzugsband

23: T45.1 Haldenband

31: T22 SM-Abzugsband